



Florida Courts E-Filing Authority Board

Service Desk Report May 2017



E-Portal Service Desk

Types of Incidents

- **Customer Service Incidents (Section 2)**

- Attorneys Process Servers Mental Health Professionals
- Pro Se Mediators Law Enforcement
- Judges Court Reporters Creditors
- Media Local Agent State Agent
- Case Managers Domestic Violence Case Initiators

Technical and System Support Incidents (Section 3)

- Clerks Other Stakeholders



Customer Service Incidents

May 2017 Statistics

Policies and Procedures Page 5

	March 2017	April 2017	May 2017
Incidents Received	2,886	3,278	3,897
Incidents Closed	2,870	3,254	3,845
Incidents Open at End of Month	32	41	68
Average Acknowledgement Time per Incident	.04 Days 20 Minutes	.03 Days 15 Minutes	.06 Days 32 Minutes
Average Resolution Time per Incident	.11 Days 59 Minutes	.09 Days 47 Minutes	.12 Days 1Hour 4 Minutes
# of Filings	1,391,103	1,189,562	1,342,424
# of Documents	2,051,735	1,753,046	1,976,465



Judge Incidents May 2017 Statistics Policies and Procedures Page 5

	March 2017	April 2017	May 2017
Incidents Received	16	6	8
Incidents Closed	16	6	8
Incidents Open at End of Month	0	0	0
Average Acknowledgement Time per Incident	.01 Days 4 Minutes	.01 Days 4 Minutes	.01 Days 6 Minutes
Average Resolution Time per Incident	.03 Days 16 Minutes	.03 Days 15 Minutes	.04 Days 23 Minutes
# of Filings	79,403	71,118	83,013
# of Documents	85,358	76,352	88,879



Pro Se Incidents May 2017 Statistics Policies and Procedures Page 5

	March 2017	April 2017	May 2017
Incidents Received	522	605	679
Incidents Closed	520	597	672
Incidents Open at End of Month	3	9	3
Average Acknowledgement Time per Incident	.03 Days 18 Minutes	.03 Days 14 Minutes	.05 Days 27 Minutes
Average Resolution Time per Incident	.10 Days 53 Minutes	.09 Days 48 Minutes	.11 Days 1 Hour 1 Minutes
# of Filings	8,248	7,177	8,545
# of Documents	14,140	12,017	14,151



Attorney Incidents April 2017 Statistics Policies and Procedures Page 5

	March 2017	April 2017	May 2017
Incidents Received	2,348	2,667	3,210
Incidents Closed	2,334	2,651	3,165
Incidents Open at End of Month	29	32	65
Average Acknowledgement Time per Incident	.03 Days 17 Minutes	.03 Days 15 Minutes	.06 Days 32 Minutes
Average Resolution Time per Incident	.10 Days 53 Minutes	.09 Days 46 Minutes	.12 Days 1 Hour 3 Minutes
# of Filings	1,233,923	1,048,147	1,181,822
# of Documents	1,869,100	1,589,549	1,790,827



Technical/System Support Incidents

May 2017 Statistics

Policies and Procedures Page 5

	March 2017	April 2017	May 2017
Incidents Received	433	576	548
Incidents Closed	429	568	538
Incidents Open at End of Month	22	18	16
Average Acknowledgement Time per Incident	.03 Days 19 Minutes	.04 Days 20 Minutes	.05 Days 27 Minutes
Average Resolution Time per Incident	.35 Days 3 Hours 10 Minutes	.39 Days 3 Hours 28 Minutes	.33 Days 2 Hours 57 Minutes
# of Filings	7,745	7,149	8,513
# of Documents	8,944	8,258	10,055



Top 10 Types of Incidents For:

- **Attorneys**

Account Set-up

Email Issues

Outage

Referred To County

Case Question

E-Service Issue

Password Reset

Document Tab

Login Issues

Pending Registration

- **Self-Represented Litigant/Pro Se**

Account Set-Up

Create New Filing

Fraudulent Email

Password Reset

Case Number Assist

De-Activate Account

General Question

Referred To County

Case Question

Email Issues

Login Issues

- **Judges**

Account Set-Up

Pending Registration

Case Question

E-Service Issue



E-Portal Service Desk Initiatives

- Pending Filing Clean-Up:

Start Date	Count	End Date	Count
November 1, 2015	78,000	May 31, 2017	2,792

- E-Portal Service Desk doing onsite visits
 - Dixie County- February
 - Escambia County- May
 - Dixie County- May



At-A-Glance Statistics

The following slides breakdown E-Portal Service Desk Calls, Filings, and Documents by year and month for Customer Service and Technical. If you have any questions, contact:

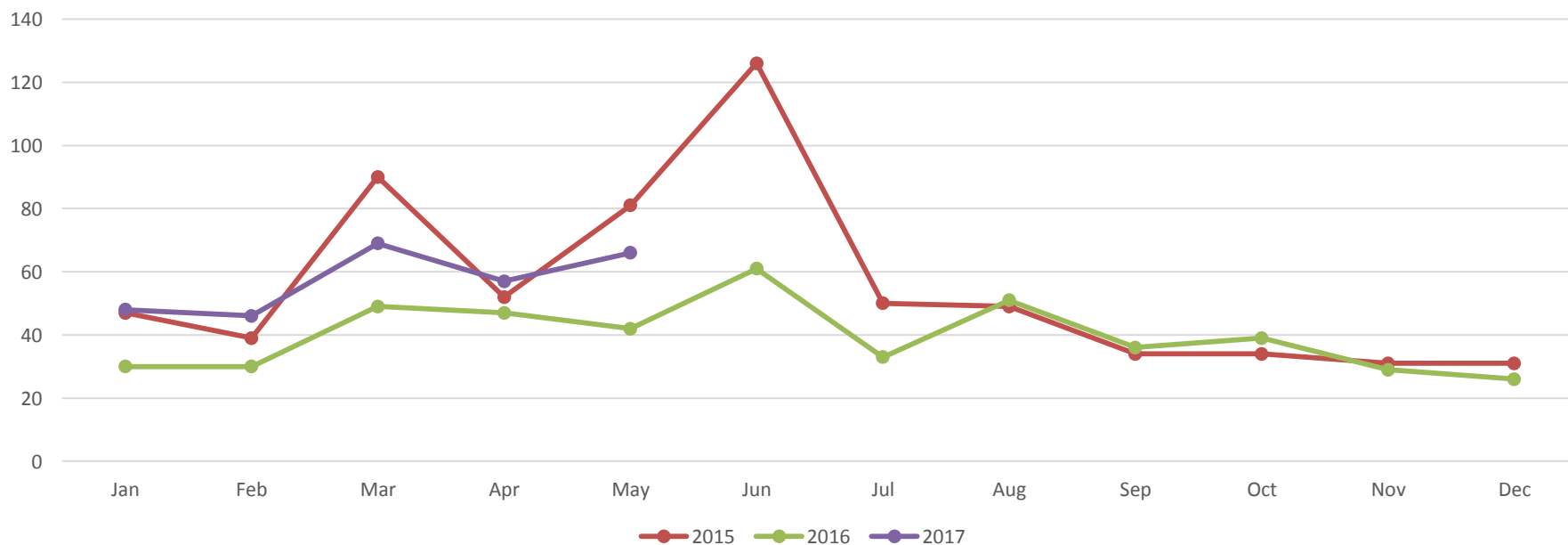
Gia Howell at Howell@flclerks.com



County Account Comparison

Mon	Jan	Feb	Mar	Apr	May	Jun	Jul	Aug	Sep	Oct	Nov	Dec
2015	47	39	90	52	81	126	50	49	34	34	31	31
2016	30	30	49	47	42	61	33	51	36	39	29	26
2017	48	46	69	57	66							

County Accounts

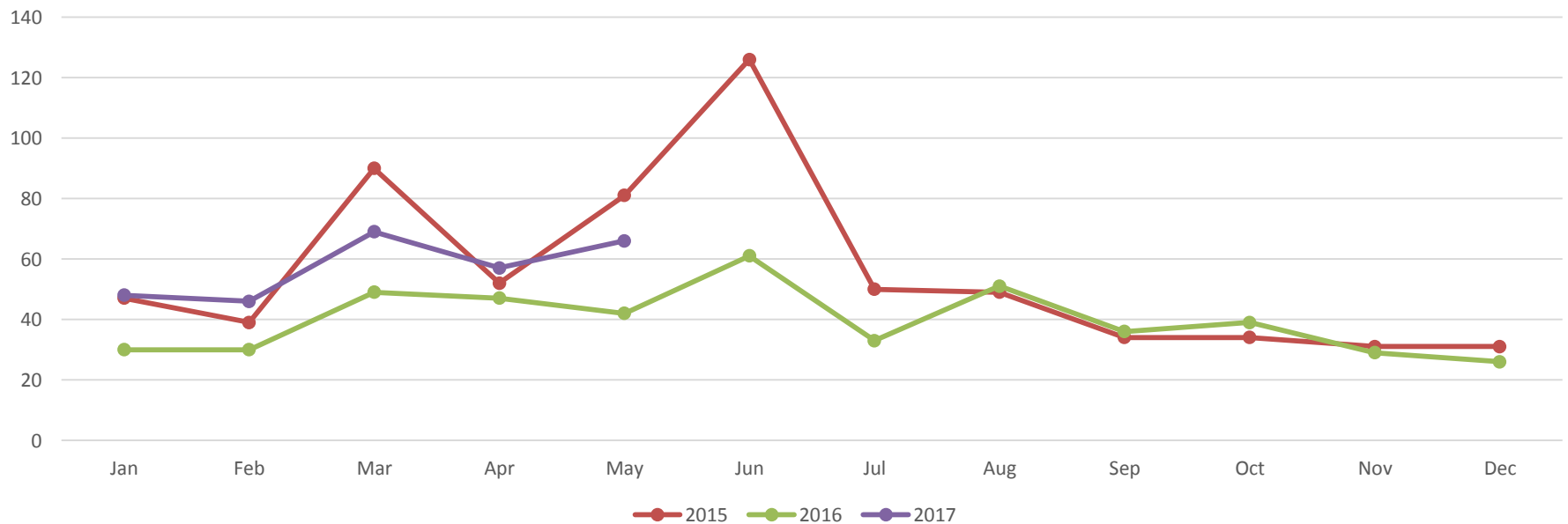




County Call Comparison

Mon	Jan	Feb	Mar	Apr	May	Jun	Jul	Aug	Sep	Oct	Nov	Dec
2015	374	369	494	499	606	583	537	482	541	497	480	455
2016	542	433	575	359	324	468	426	463	437	323	389	329
2017	536	383	433	576	548							

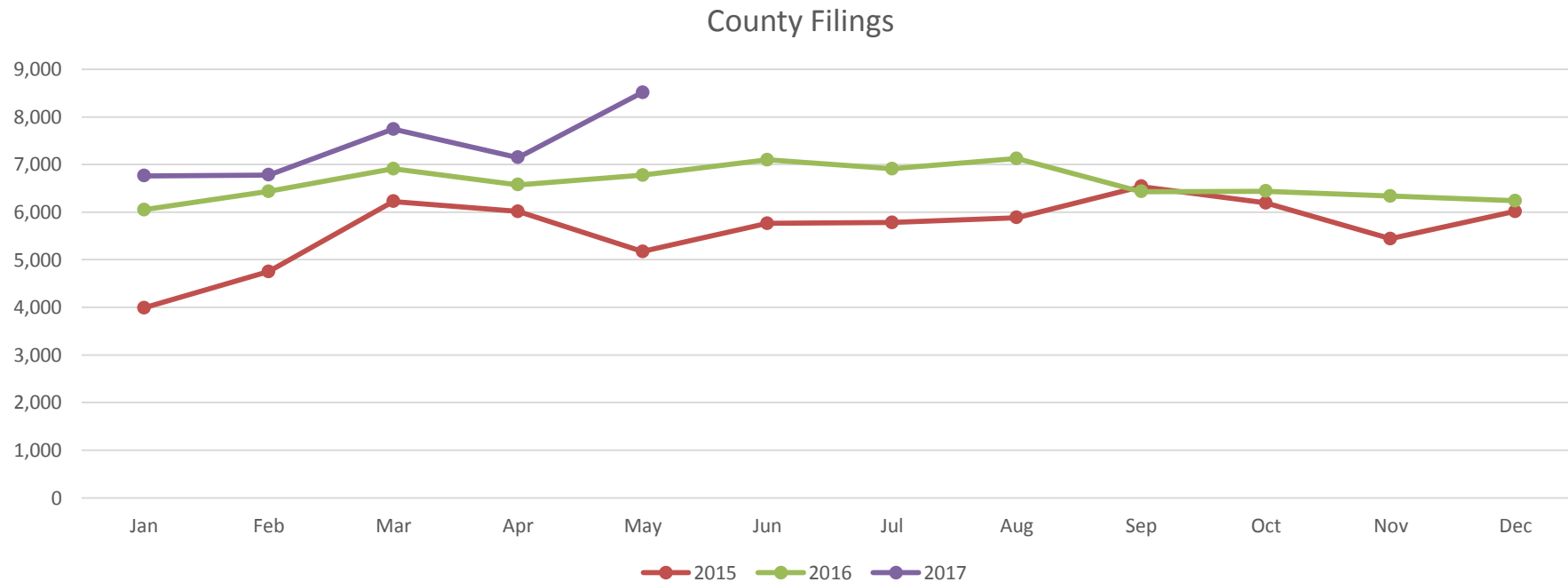
County Accounts





County Filing Comparison

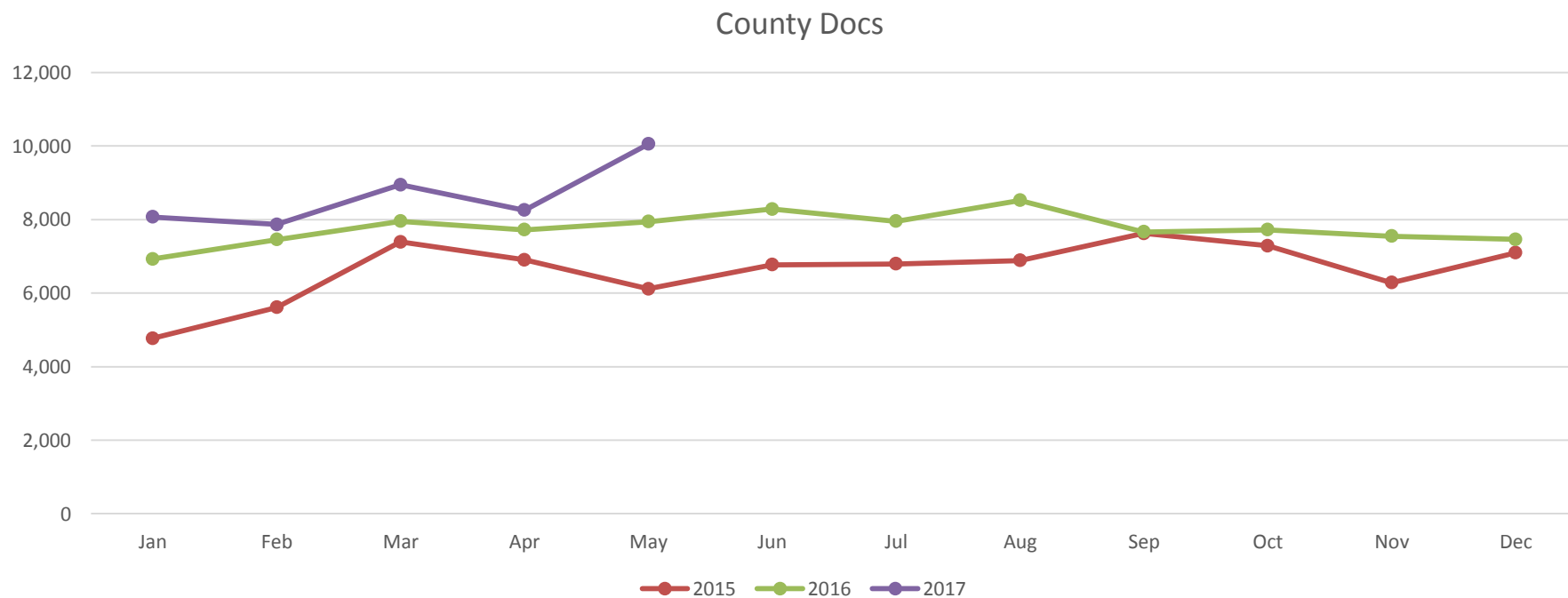
Mon	Jan	Feb	Mar	Apr	May	Jun	Jul	Aug	Sep	Oct	Nov	Dec
2015	3,990	4,753	6,223	6,015	5,172	5,764	5,783	5,884	6,540	6,195	5,443	6,015
2016	6,050	6,436	6,909	6,575	6,777	7,097	6,909	7,124	6,432	6,440	6,337	6,238
2017	6,761	6,781	7,745	7,149	8,513							





County Doc Comparison

Mon	Jan	Feb	Mar	Apr	May	Jun	Jul	Aug	Sep	Oct	Nov	Dec
2015	4,768	5,608	7,391	6,906	6,115	6,769	6,795	6,885	7,622	7,289	6,283	7,096
2016	6,926	7,457	7,952	7,724	7,945	8,283	7,955	8,525	7,666	7,723	7,551	7,462
2017	8,069	7,780	8,944	8,258	10,055							

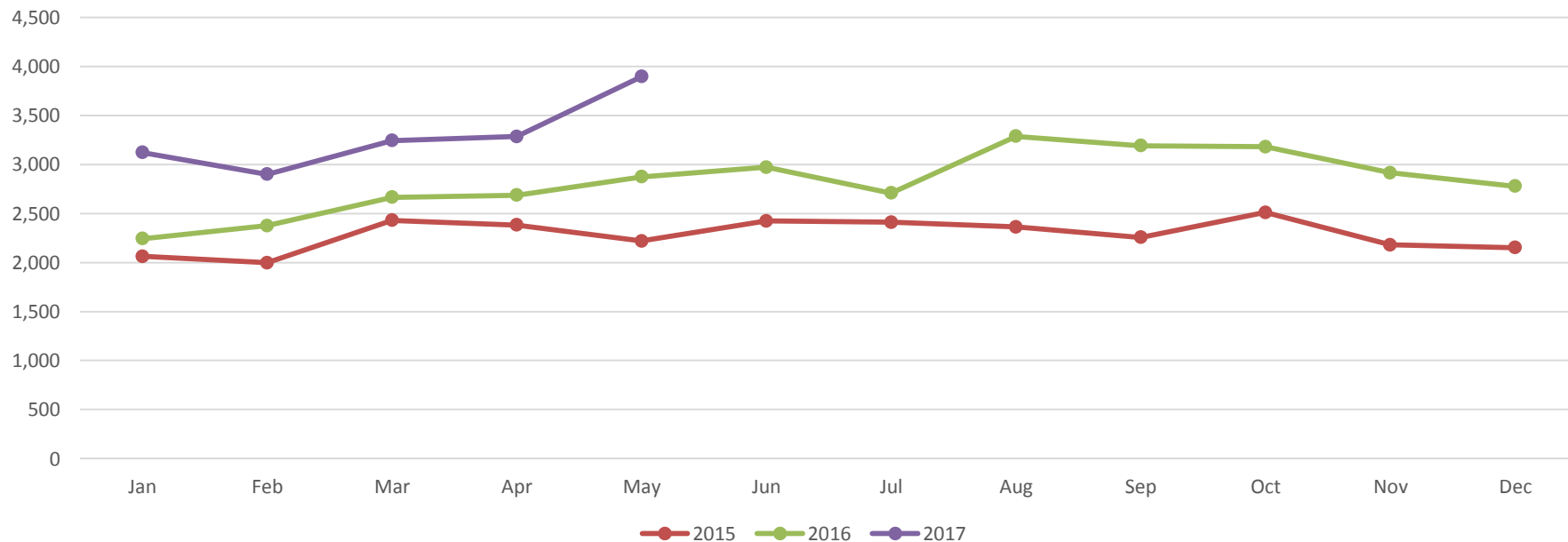




Customer Service Account Comparison

Mon	Jan	Feb	Mar	Apr	May	Jun	Jul	Aug	Sep	Oct	Nov	Dec
2015	2,062	1,997	2,430	2,383	2,219	2,423	2,410	2,362	2,257	2,510	2,181	2,151
2016	2,243	2,376	2,666	2,687	2,874	2,973	2,709	3,287	3,191	3,181	2,915	2,778
2017	3,122	2,900	3,244	3,286	3,897							

Customer Service Accounts

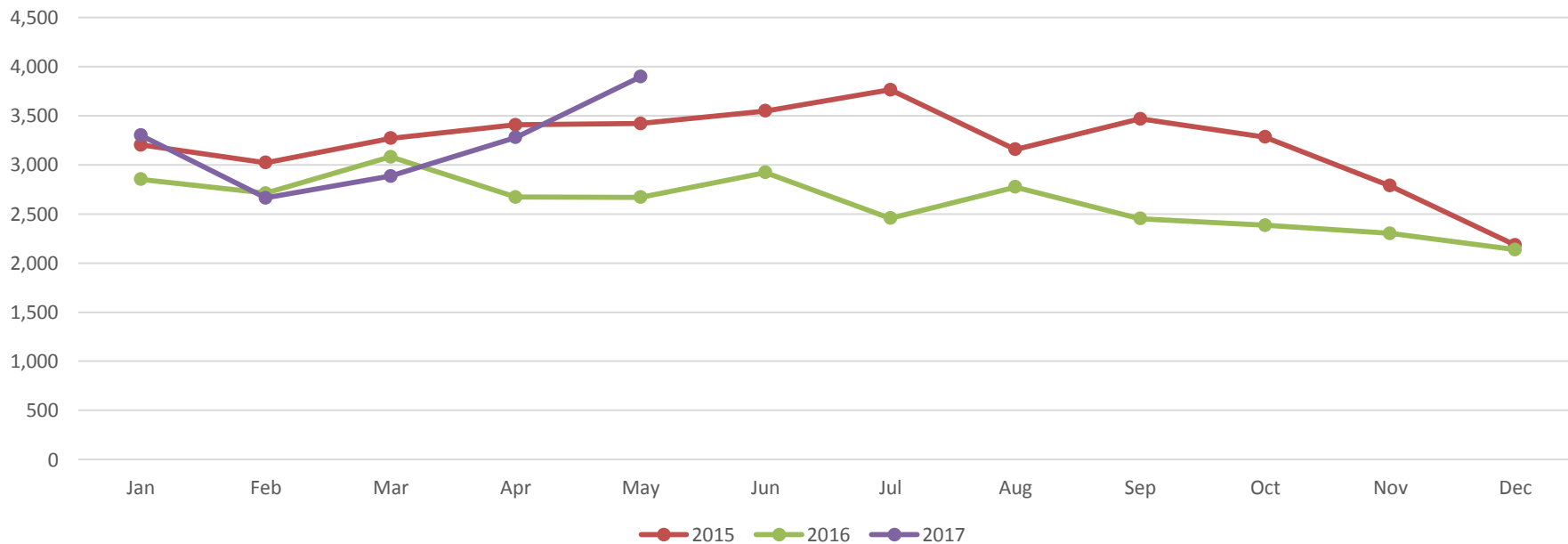




Customer Service Call Comparison

Mon	Jan	Feb	Mar	Apr	May	Jun	Jul	Aug	Sep	Oct	Nov	Dec
2015	3,203	3,021	3,271	3,407	3,421	3,549	3,764	3,156	3,469	3,282	2,786	2,184
2016	2,852	2,712	3,081	2,671	2,669	2,922	2,456	2,773	2,452	2,385	2,302	2,136
2017	3,301	2,662	2,886	3,278	3,897							

Customer Service Calls

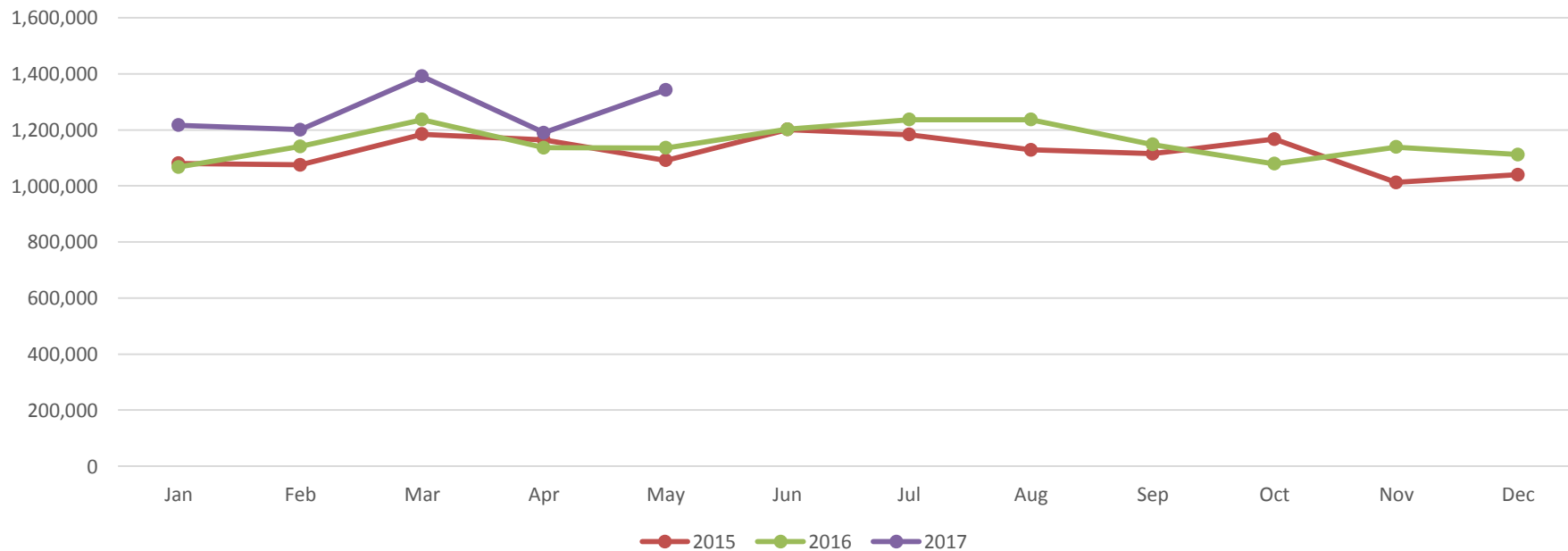




Customer Service Filing Comparison

Mon	Jan	Feb	Mar	Apr	May	Jun	Jul	Aug	Sep	Oct	Nov	Dec
2015	1,080,109	1,074,817	1,184,109	1,164,815	1,091,394	1,200,965	1,182,545	1,128,309	1,115,091	1,166,700	1,012,485	1,039,584
2016	1,067,747	1,140,458	1,236,627	1,136,218	1,135,684	1,201,808	1,236,631	1,236,758	1,147,920	1,079,158	1,138,754	1,112,009
2017	1,216,780	1,200,505	1,391,103	1,189,562	1,342,424							

Customer Service Filings

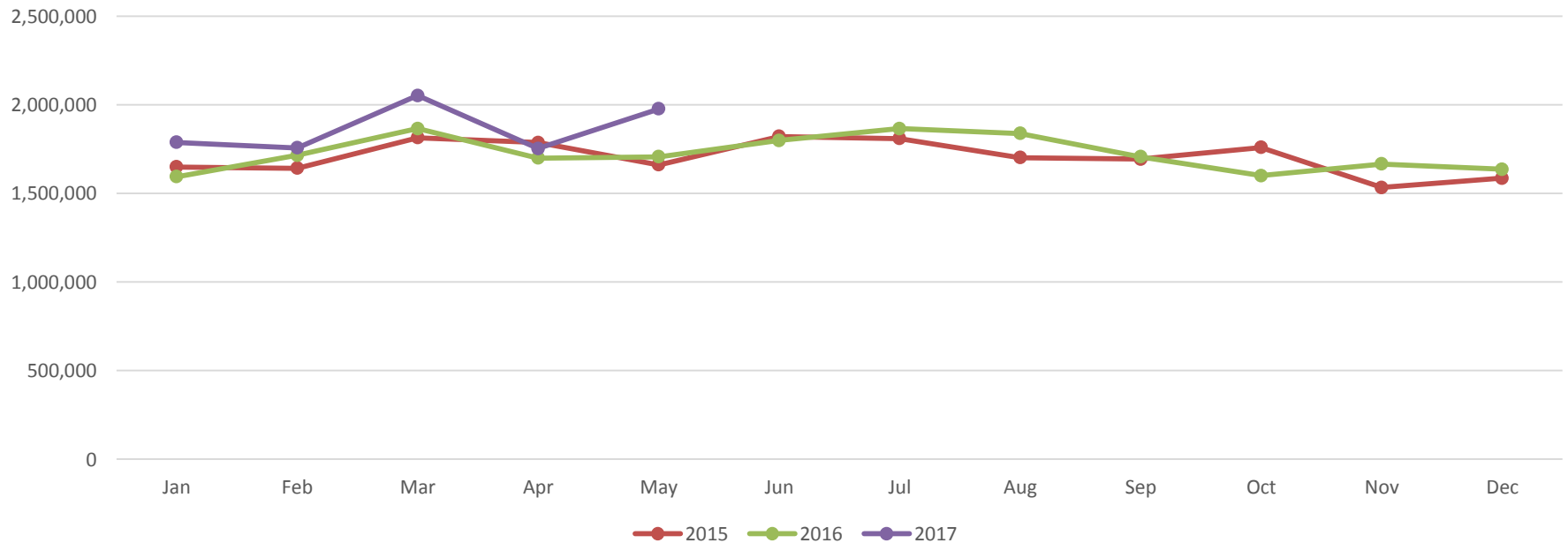




Customer Service Doc Comparison

Mon	Jan	Feb	Mar	Apr	May	Jun	Jul	Aug	Sep	Oct	Nov	Dec
2015	1,649,347	1,641,519	1,814,544	1,786,124	1,660,997	1,821,824	1,809,267	1,701,816	1,693,795	1,759,495	1,532,854	1,586,227
2016	1,594,688	1,714,780	1,865,776	1,699,662	1,707,096	1,798,999	1,865,858	1,838,473	1,706,919	1,600,176	1,665,997	1,635,463
2017	1,787,852	1,757,366	2,051,735	1,753,046	1,976,465							

Customer Service Docs

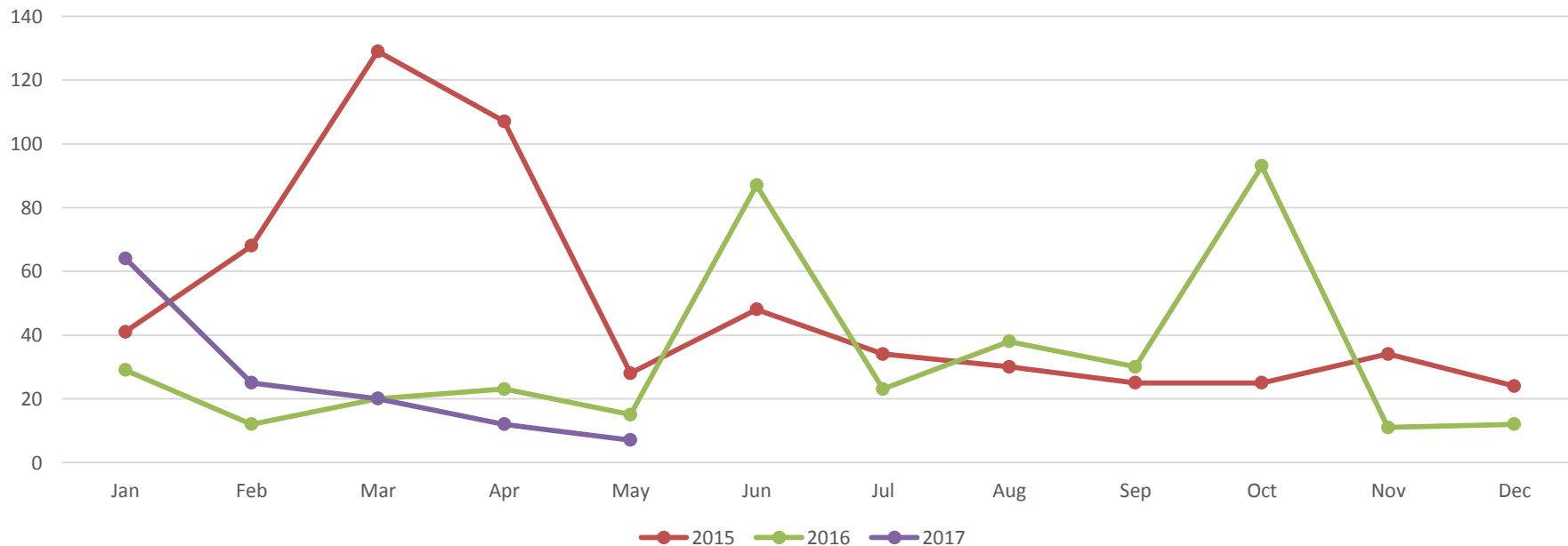




Judge Account Comparison

Mon	Jan	Feb	Mar	Apr	May	Jun	Jul	Aug	Sep	Oct	Nov	Dec
2015	41	68	129	107	28	48	34	30	25	25	34	24
2016	29	12	20	23	15	87	23	38	30	93	11	12
2017	64	25	20	12	7							

Judge Accounts

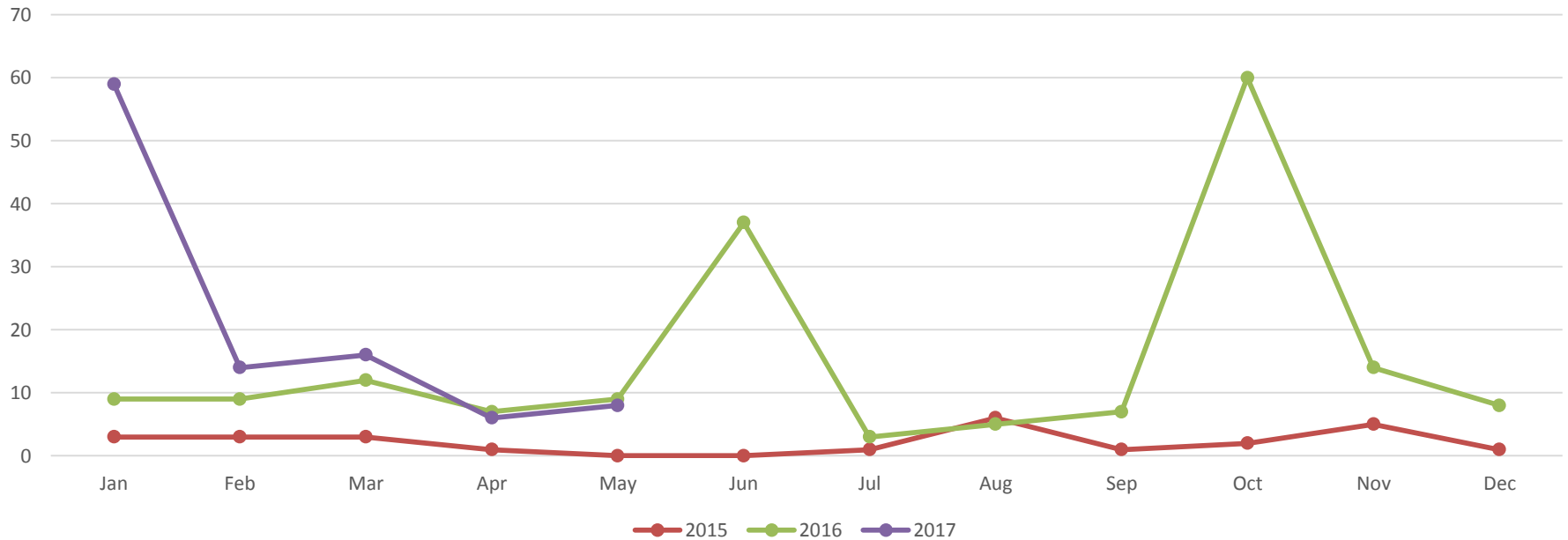




Judge Call Comparison

Mon	Jan	Feb	Mar	Apr	May	Jun	Jul	Aug	Sep	Oct	Nov	Dec
2015	3	3	3	1	0	0	1	6	1	2	5	1
2016	9	9	12	7	9	37	3	5	7	60	14	8
2017	59	14	16	6	8							

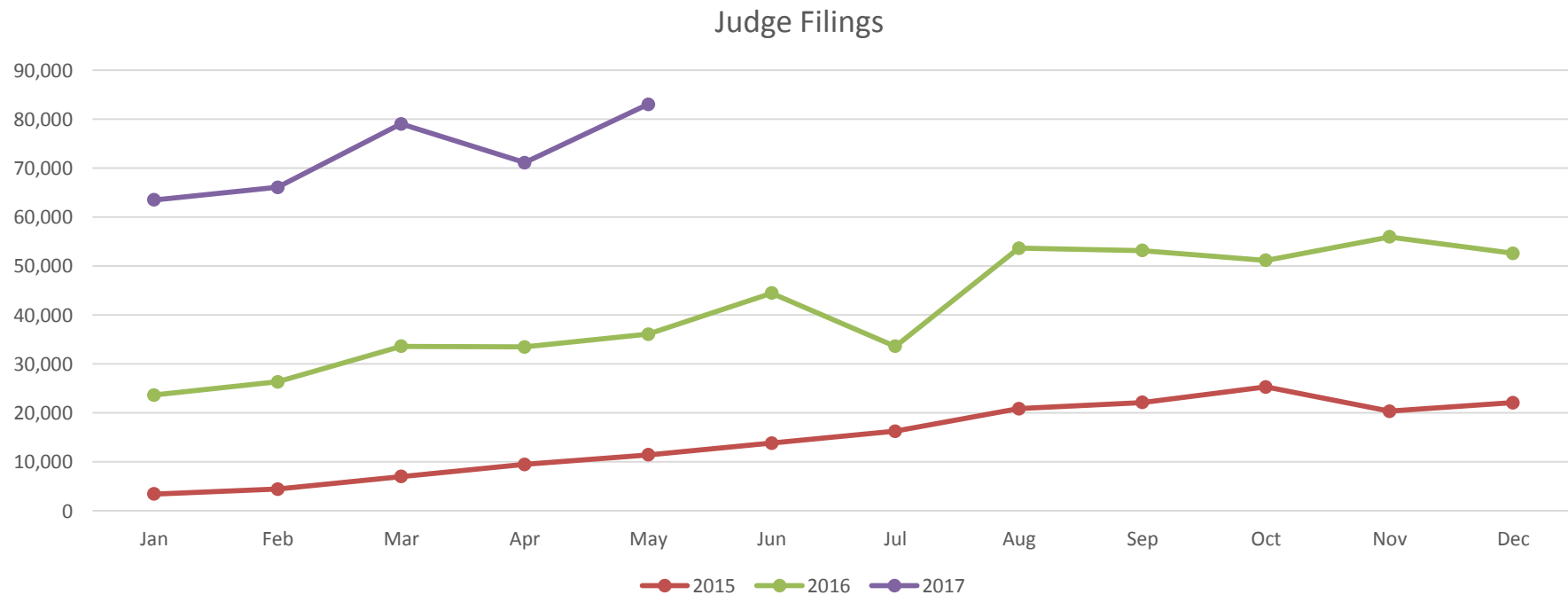
Judge Calls





Judge Filing Comparison

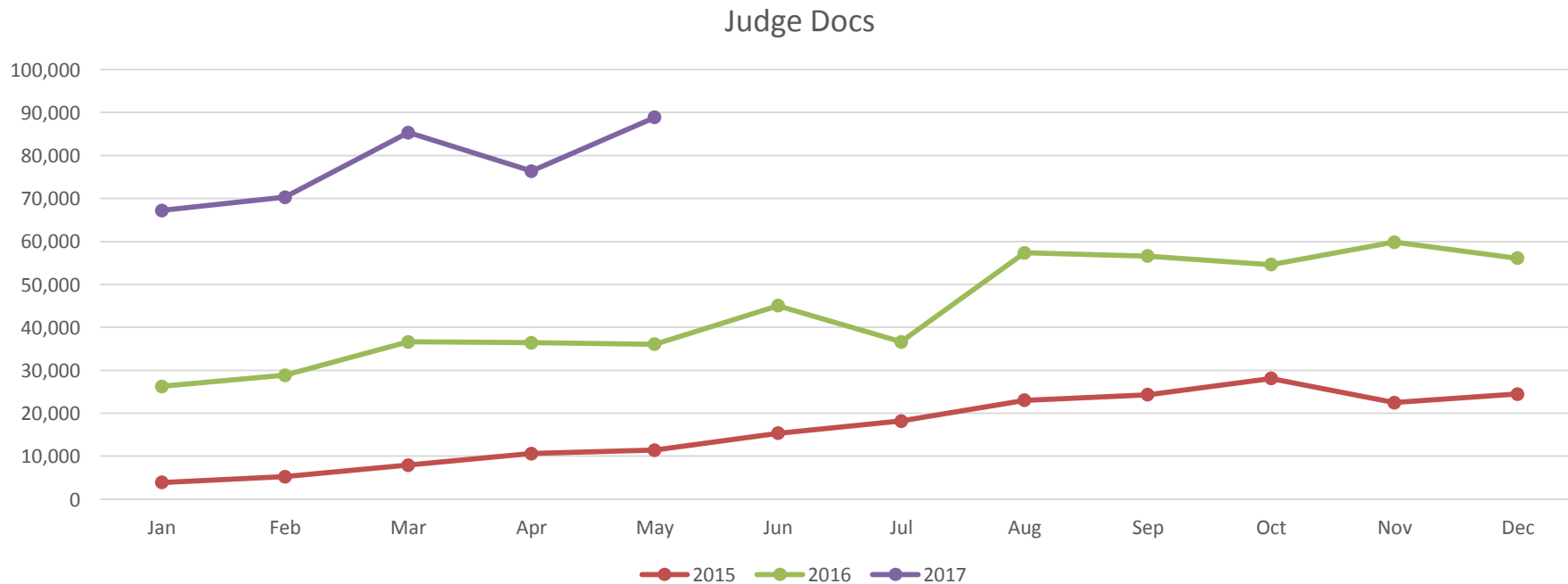
Mon	Jan	Feb	Mar	Apr	May	Jun	Jul	Aug	Sep	Oct	Nov	Dec
2015	3,427	4,414	6,981	9,450	11,397	13,786	16,224	20,829	22,123	25,266	20,313	22,068
2016	23,632	26,312	33,590	33,443	36,062	44,448	33,590	53,640	53,133	51,170	55,942	52,603
2017	63,514	66,084	79,403	71,118	83,013							





Judge Doc Comparison

Mon	Jan	Feb	Mar	Apr	May	Jun	Jul	Aug	Sep	Oct	Nov	Dec
2015	3,902	5,232	7,900	10,630	11,397	15,342	18,193	23,000	24,308	28,106	22,471	24,446
2016	26,256	28,859	36,639	36,417	36,062	45,032	36,639	57,357	56,598	54,607	59,853	56,071
2017	67,219	70,275	85,358	76,352	88,879							

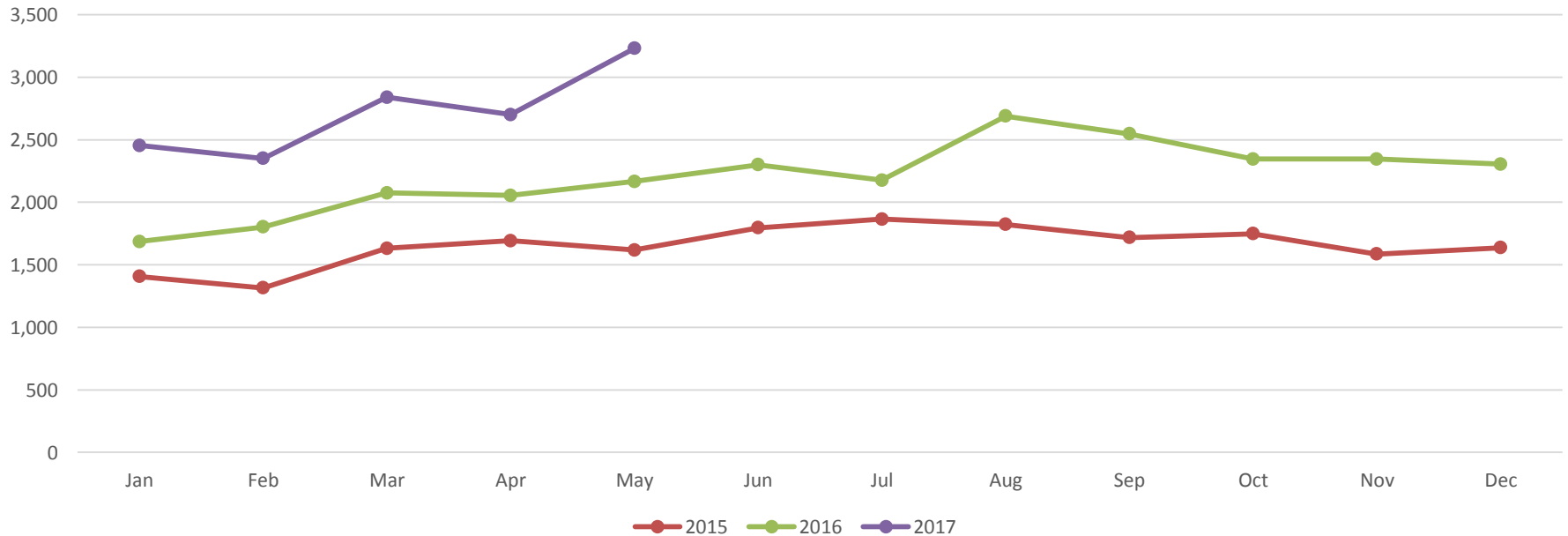




Pro Se Account Comparison

Mon	Jan	Feb	Mar	Apr	May	Jun	Jul	Aug	Sep	Oct	Nov	Dec
2015	1,406	1,315	1,632	1,693	1,618	1,796	1,865	1,823	1,718	1,748	1,586	1,637
2016	1,686	1,803	2,074	2,054	2,166	2,300	2,176	2,689	2,547	2,346	2,345	2,304
2017	2,454	2,350	2,839	2,701	3,230							

Pro Se Accounts

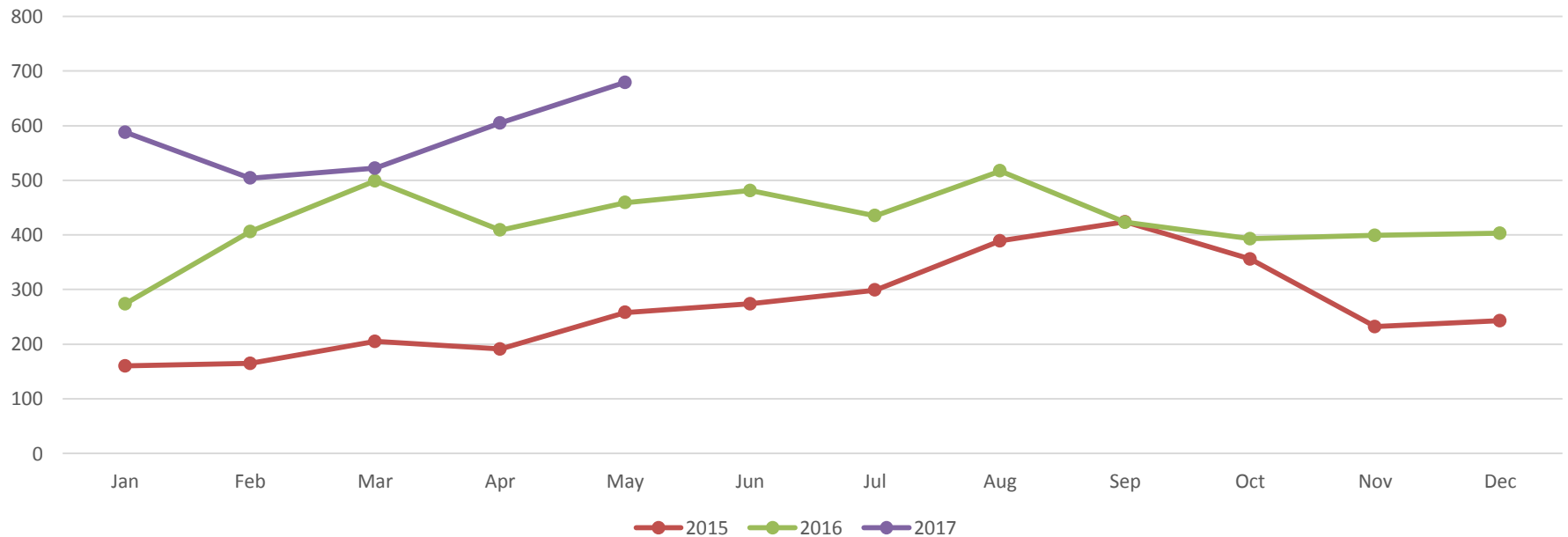




Pro Se Call Comparison

Mon	Jan	Feb	Mar	Apr	May	Jun	Jul	Aug	Sep	Oct	Nov	Dec
2015	160	165	205	191	258	274	299	389	424	356	232	243
2016	274	406	499	409	459	481	435	517	423	393	399	403
2017	588	504	522	605	679							

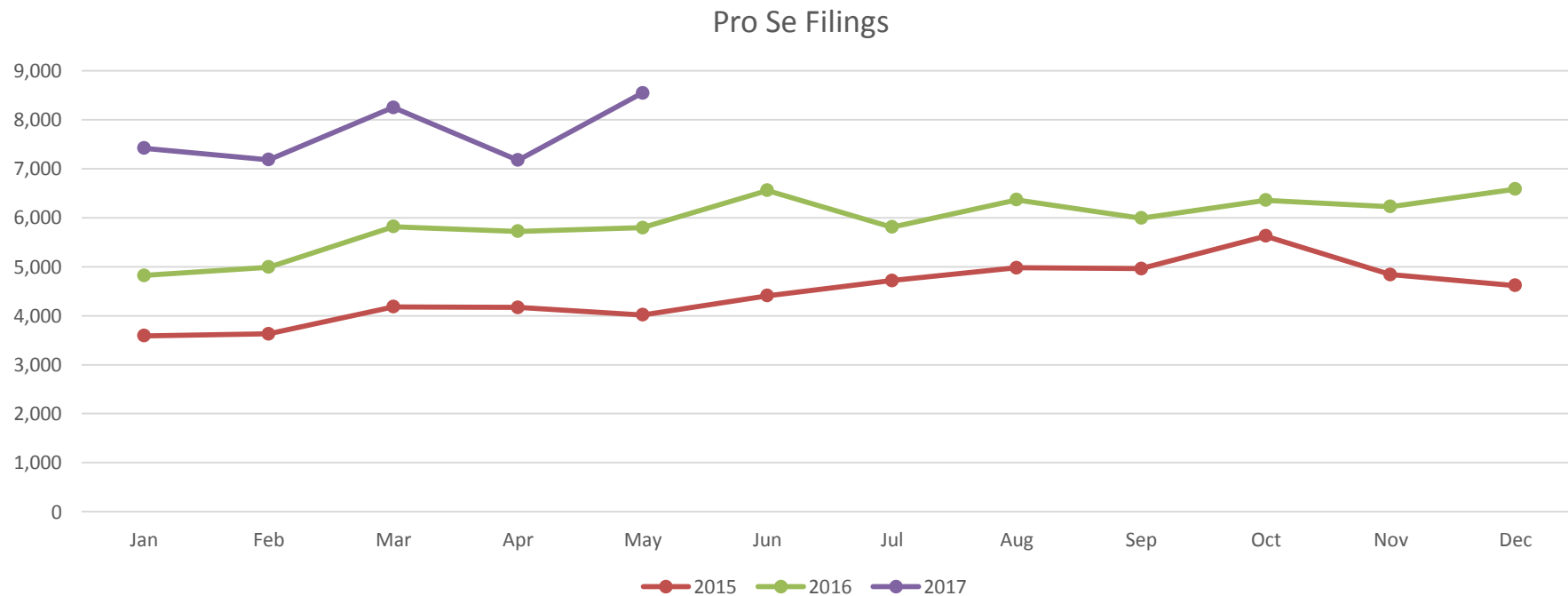
Pro Se Calls





Pro Se Filing Comparison

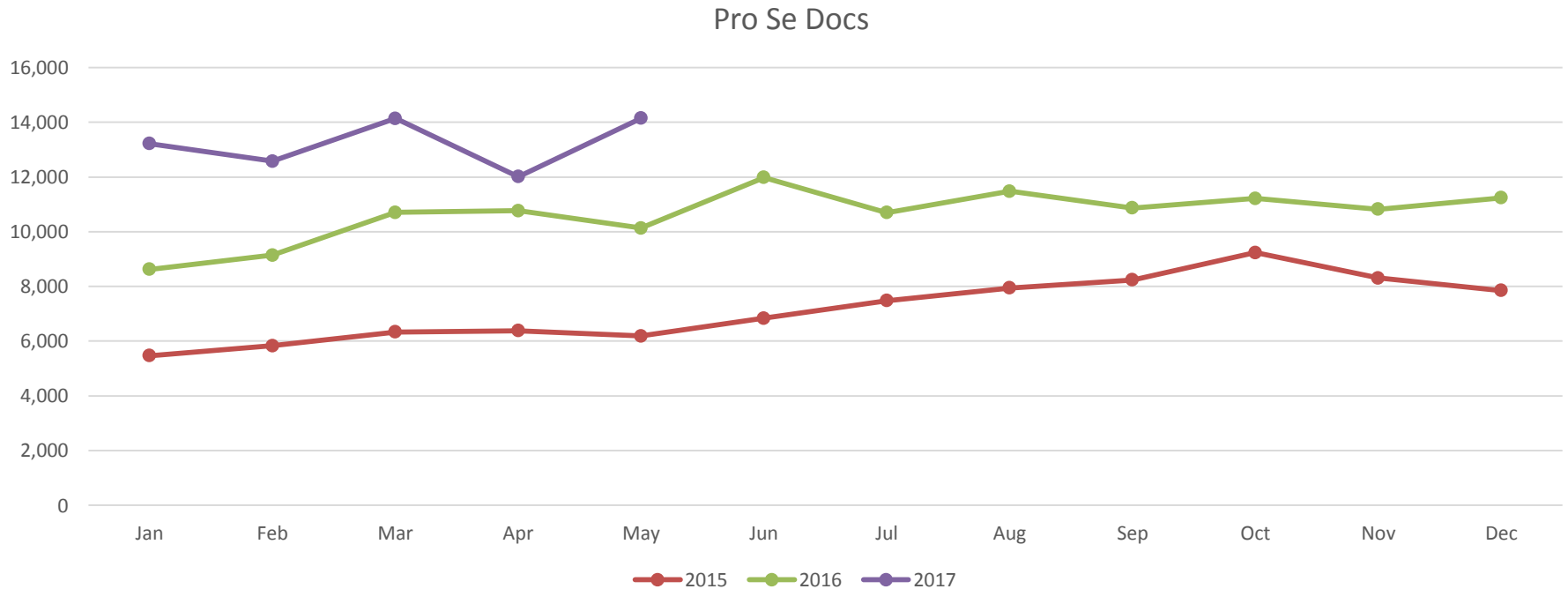
Mon	Jan	Feb	Mar	Apr	May	Jun	Jul	Aug	Sep	Oct	Nov	Dec
2015	3,592	3,630	4,181	4,167	4,018	4,407	4,718	4,977	4,960	5,626	4,839	4,617
2016	4,820	4,991	5,819	5,722	5,798	6,556	5,808	6,368	5,994	6,356	6,227	6,585
2017	7,419	7,183	8,248	7,177	8,545							





Pro Se Doc Comparison

Mon	Jan	Feb	Mar	Apr	May	Jun	Jul	Aug	Sep	Oct	Nov	Dec
2015	5,473	5,831	6,338	6,386	6,188	6,841	7,483	7,943	8,236	9,239	8,307	7,855
2016	8,625	9,146	10,706	10,772	10,135	11,980	10,695	11,479	10,867	11,219	10,822	11,240
2017	13,218	12,575	14,140	12,017	14,151							

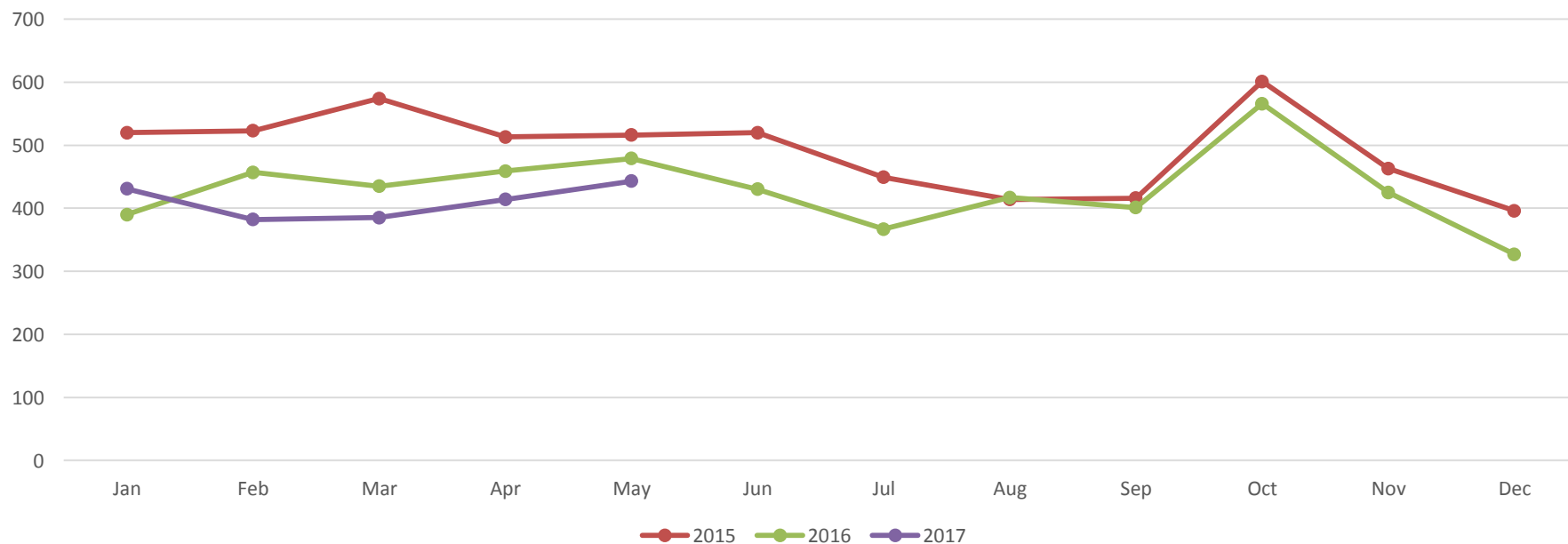




Attorney Account Comparison

Mon	Jan	Feb	Mar	Apr	May	Jun	Jul	Aug	Sep	Oct	Nov	Dec
2015	520	523	574	513	516	520	449	414	416	601	463	396
2016	390	457	435	459	479	430	367	417	401	556	425	327
2017	431	382	385	414	443							

Attorney Accounts

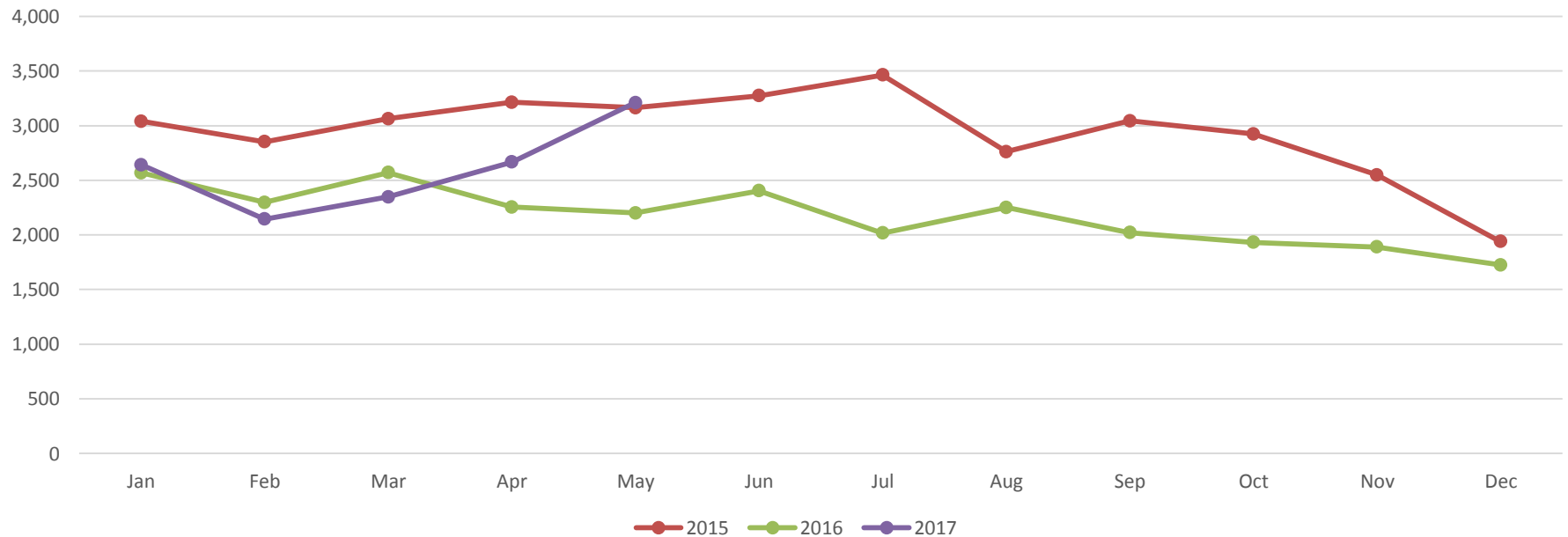




Attorney Call Comparison

Mon	Jan	Feb	Mar	Apr	May	Jun	Jul	Aug	Sep	Oct	Nov	Dec
2015	3,040	2,853	3,063	3,215	3,163	3,275	3,464	2,761	3,044	2,924	2,549	1,940
2016	2,569	2,297	2,570	2,255	2,201	2,404	2,018	2,251	2,022	1,932	1,889	1,725
2017	2,642	2,144	2,348	2,667	3,210							

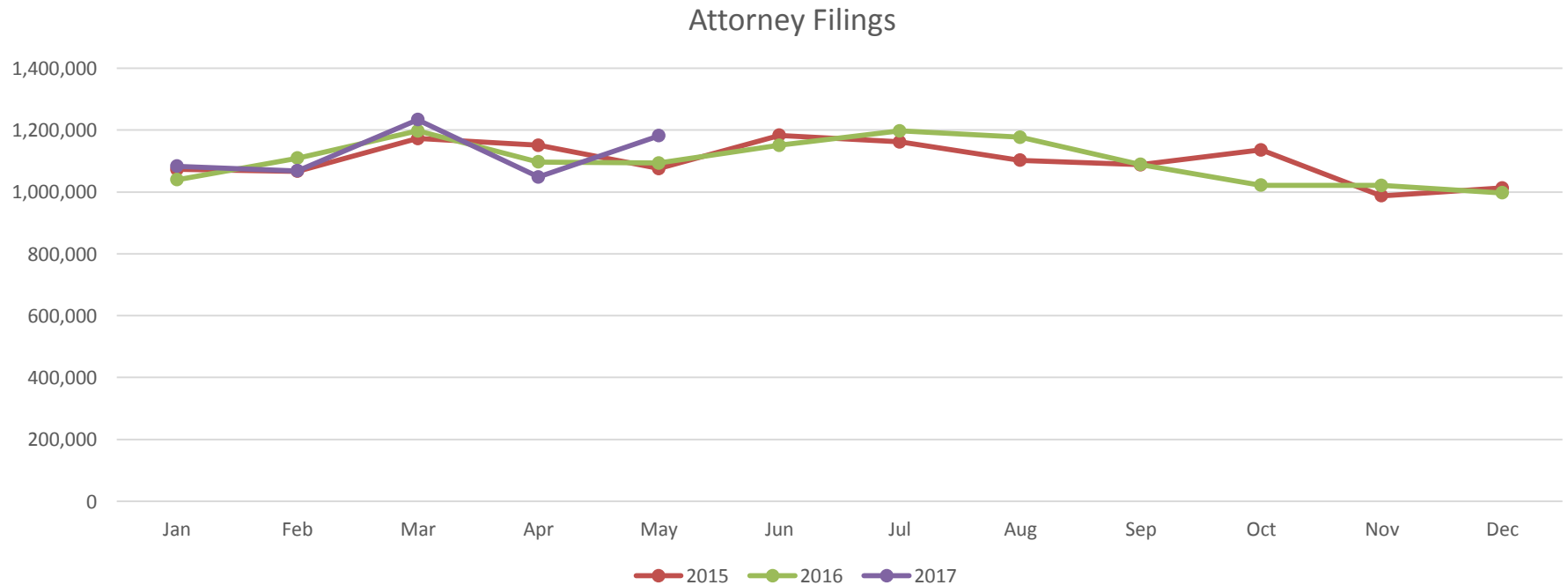
Attorney Calls





Attorney Filing Comparison

Mon	Jan	Feb	Mar	Apr	May	Jun	Jul	Aug	Sep	Oct	Nov	Dec
2015	1,073,090	1,066,773	1,172,947	1,151,198	1,075,979	1,182,772	1,161,603	1,102,503	1,088,008	1,135,808	987,333	1,012,899
2016	1,039,295	1,109,155	1,197,218	1,097,053	1,093,824	1,150,804	1,197,233	1,176,750	1,088,793	1,021,632	1,020,903	997,361
2017	1,083,285	1,068,192	1,233,923	1,048,147	1,181,822							





Attorney Doc Comparison

Mon	Jan	Feb	Mar	Apr	May	Jun	Jul	Aug	Sep	Oct	Nov	Dec
2015	1,639,972	1,630,456	1,800,306	1,769,108	1,643,412	1,799,641	1,783,591	1,678,816	1,661,251	1,722,150	1,502,076	1,553,926
2016	1,559,807	1,676,775	1,818,431	1,652,473	1,660,899	1,741,987	1,818,524	1,781,116	1,639,454	1,534,350	1,503,008	1,502,212
2017	1,632,796	1,603,031	1,869,100	1,589,549	1,790,827							

