



Florida Courts E-Filing Authority Board

Portal Progress Report March 2019

Carolyn Weber, Portal Program Manager



March E-Filing Stats

Recipients	Number
Submissions to Trial Court	1,485,437
Submissions to Department of Corrections	684
Submissions to District Courts of Appeal	13,062
Submissions to Florida Supreme Court	1,050
Submissions to Bureau of Vital Statistics	669
Submissions to Reception and Medical Center	47
Total E-Filing Submissions	1,500,949
Total Individual Documents Submitted	2,219,086
Total Number of Pages	10,866,942



March Stats Continued

Category	Number
Average Submissions per Weekday*	*70,038
Highest Volume Day: March 5, 2019	73,920
Peak # of filings in 1 hour: 3 pm	8,918
New Case Initiation	82,208
Portal Accounts	234,786

October 2018 had the highest number of submission in any given month to date at 1,521,610

February 2019 had the highest average submissions per weekday at 69,453*

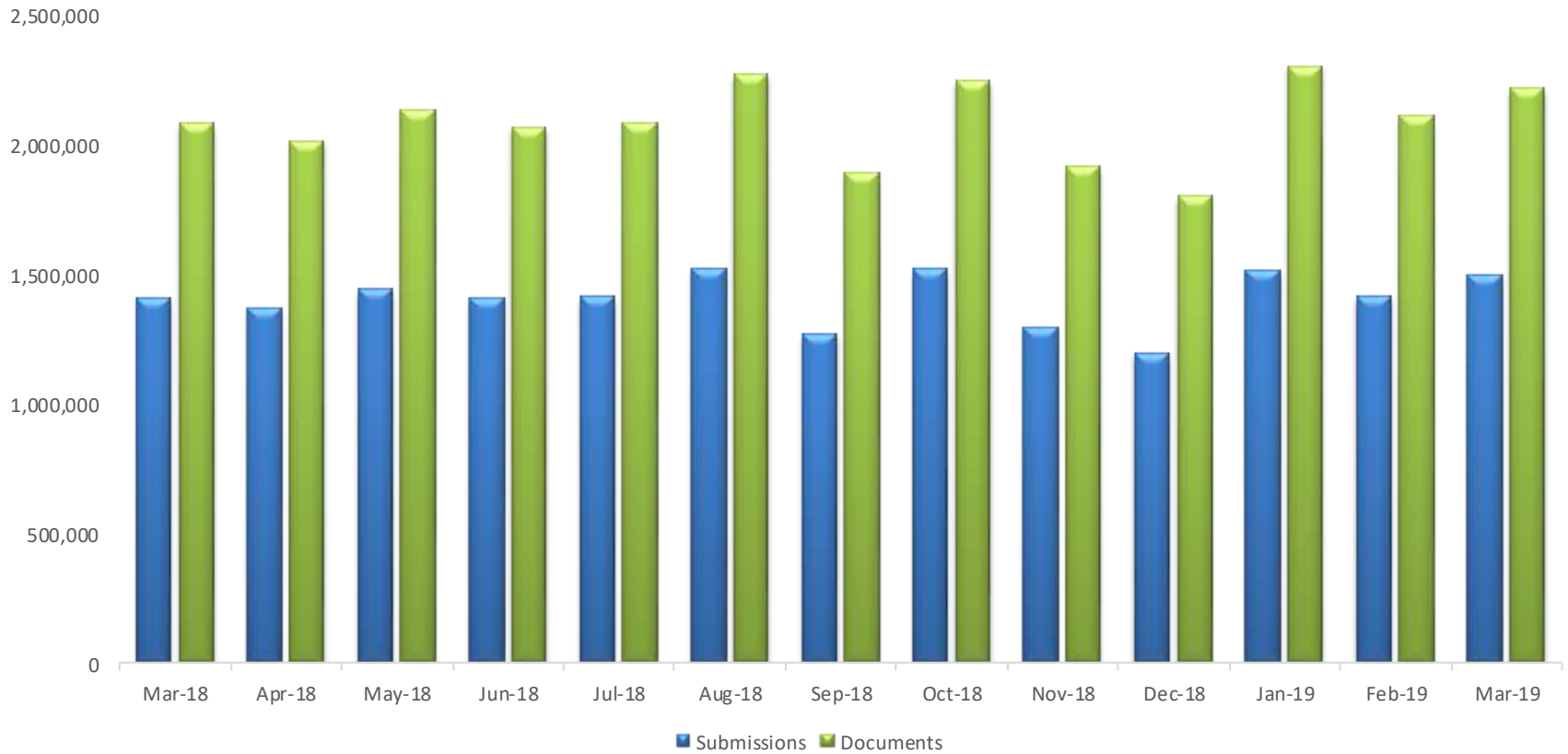
May 31, 2017 had the highest volume day at 74,102 submissions

February 2019 had the most submissions during the 3:00 P.M. hour at 8,983

January 2019 had the most new cases filed during a given month at 98,412

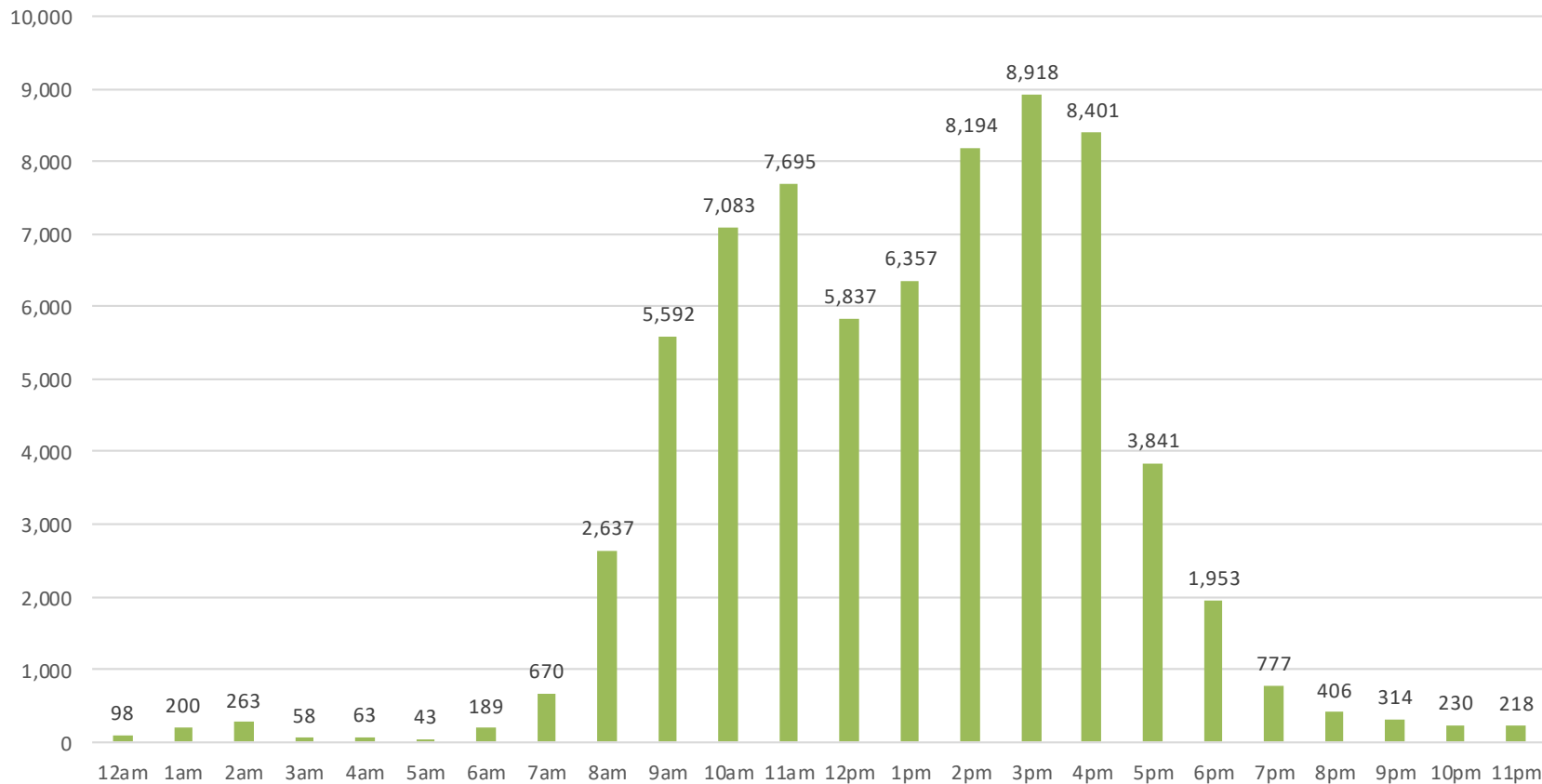


Year at a Glance



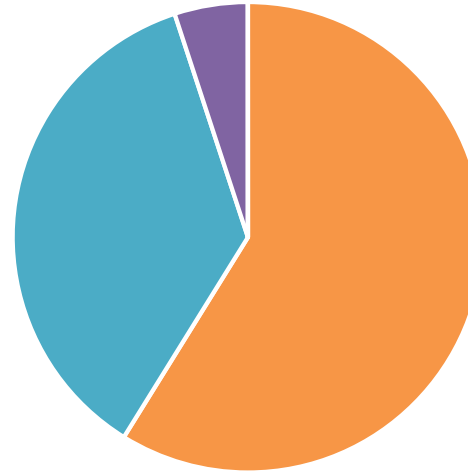


March Average # of Filings Per Hour





Document Formats

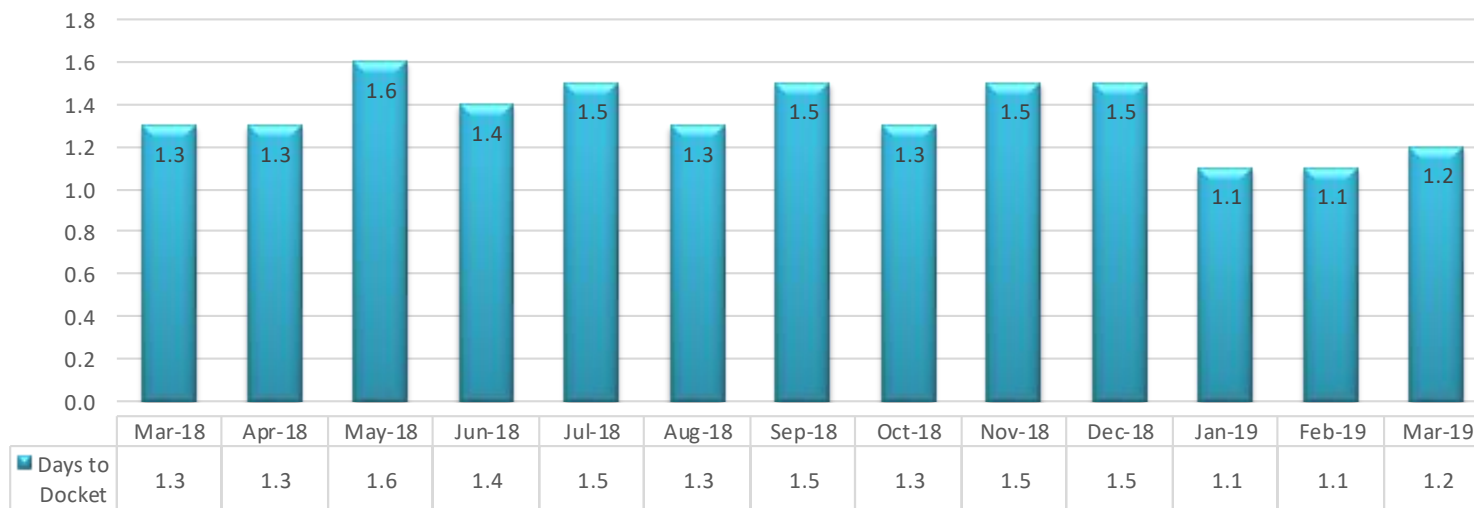


■ Scanned PDF ■ Text Based PDF ■ Word Doc. ■ WordPerfect Doc.

Format	Number	Percent
WordPerfect	47	0.001%
Word	111,936	5%
Text Based PDF	801,666	36%
Scanned PDF	1,306,169	59%



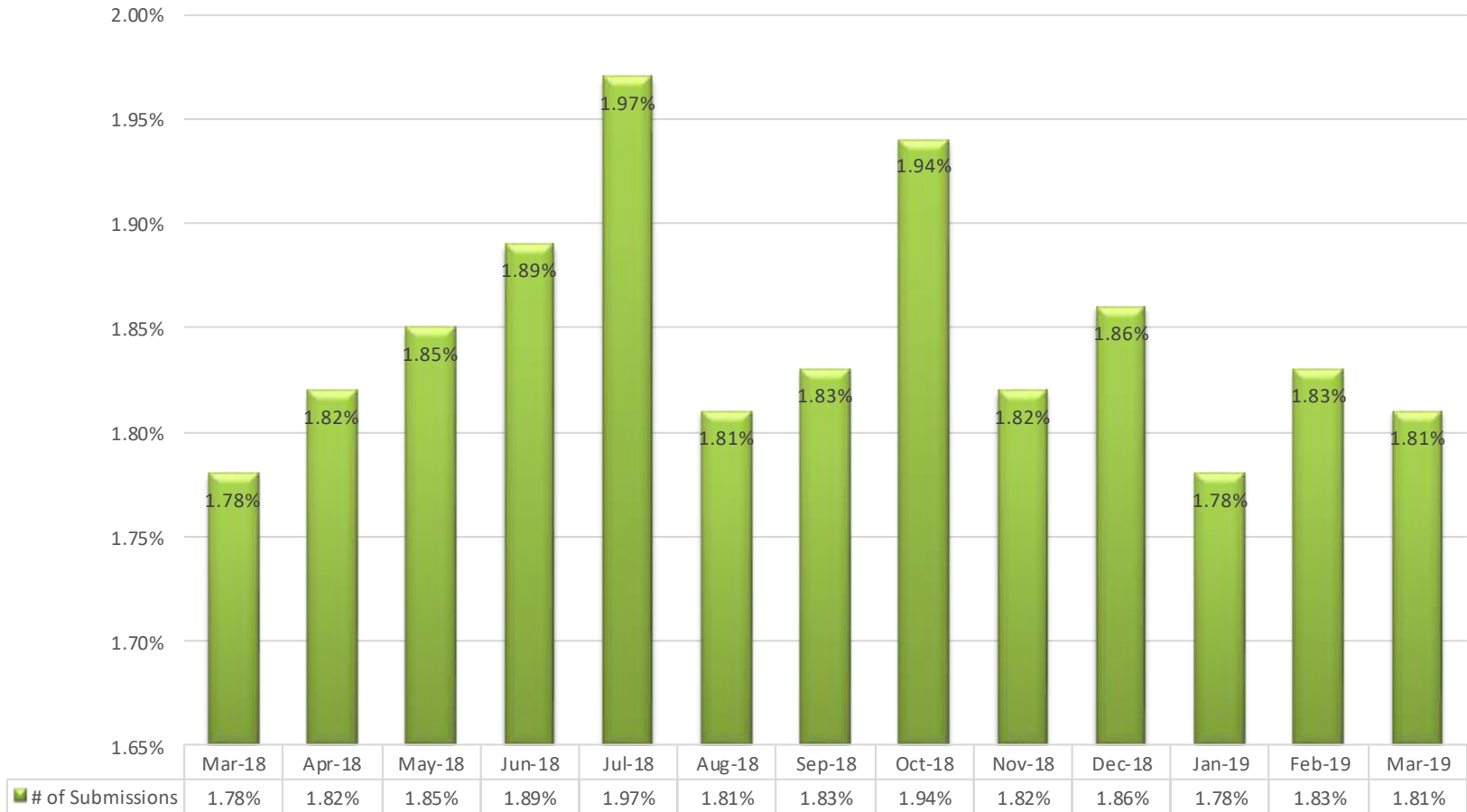
Average # Days to Docket in March



For more detailed information please contact Marleni Bruner (mbruner@flccoc.org) or Leonard Carper (lcarter@flccoc.org) at 850-386-2223



% Submissions Returned to Correction Queue in March



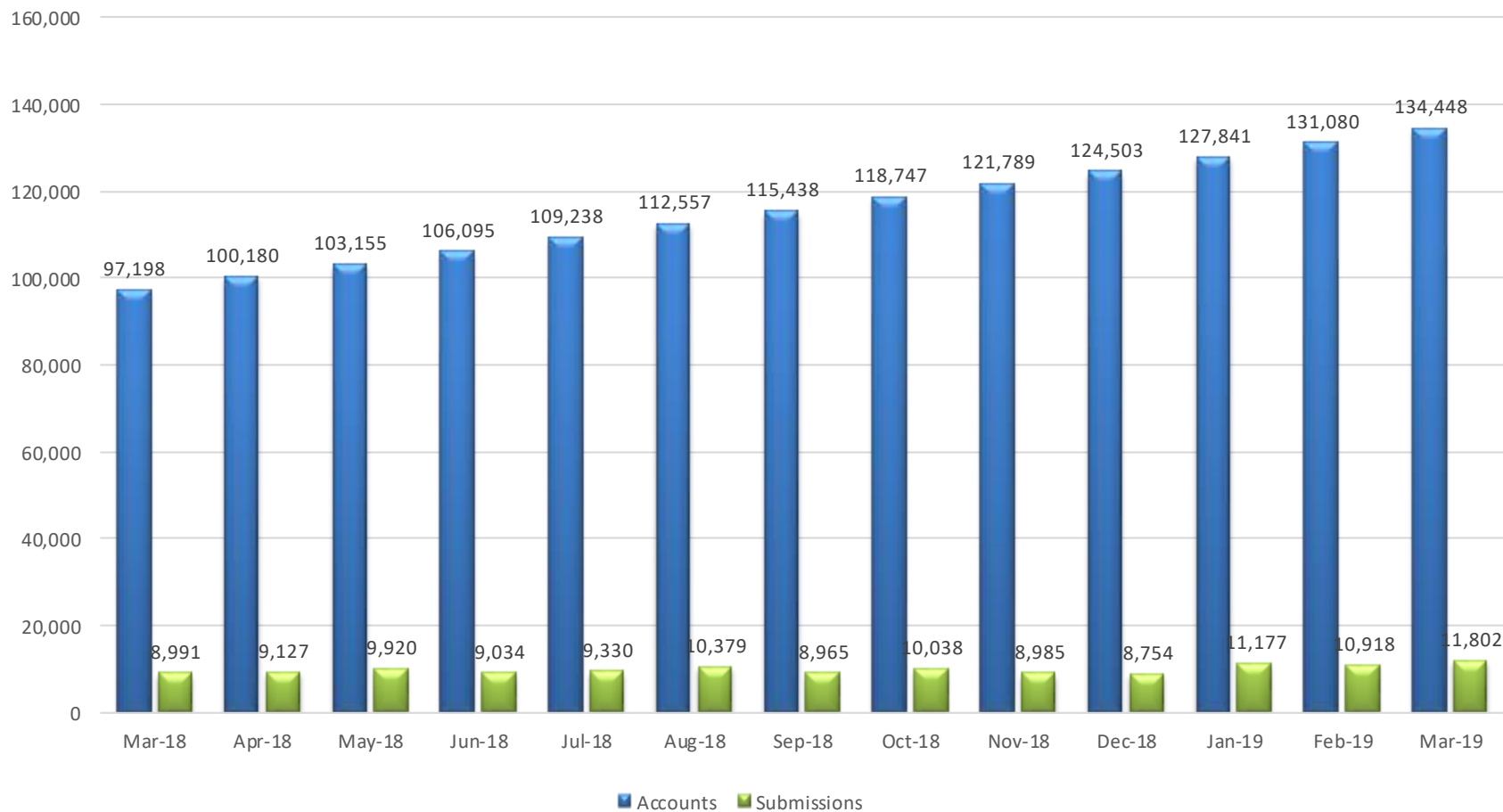


Portal Activity by Filer Role in March

Filer Role	# of Accounts	# of Submissions	% of Submissions
Attorneys	83,525	1,279,931	85.3%
Judicial	1,367	131,654	8.77%
Process Servers	1,414	36,714	2.45%
Self-Represented Litigants	134,448	11,802	0.79%



Self-Represented Litigant Accounts and Submissions for March





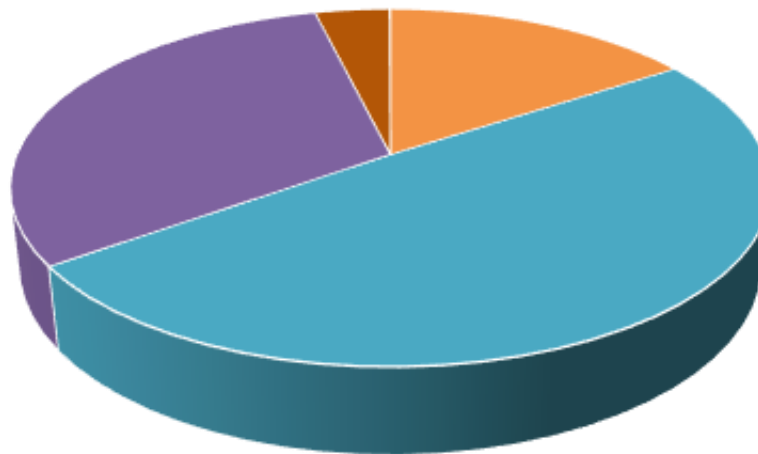
Self-Represented Litigant Account Status

Account Status	Number of Accounts
Inactive	1,265
Pending Activation	11,691
Locked	747
Active	120,745
TOTAL	134,448

Effective in our 2019.02 Release, we will delete all accounts in the Pending Activation status for longer than 72 hours for all filer roles.



TPV March Submissions



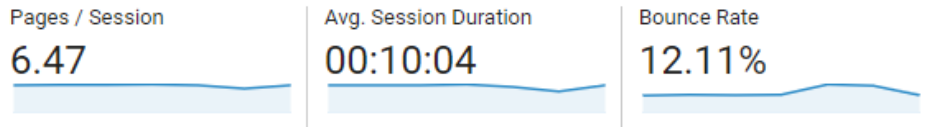
■ ABC Legal Services, Inc.
 ■ eFileMadeEasy
 ■ Ironrock
 ■ JL Process
 ■ Turbo Court

Organization	# Submissions	# Documents
ABC Legal Services, Inc.	10,844	10,844
eFileMadeEasy	33,885	54,307
JL Process	2,597	11,544
Turbo Court	34	156
Ironrock	21,283	21,298



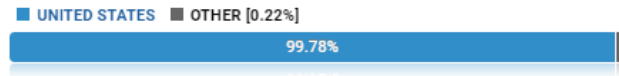
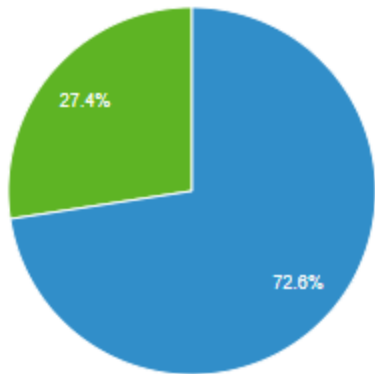
Analytics

April 2, 2019 at 10:15 A.M.



Right now
893
active users on site

■ Returning Visitor ■ New Visitor



Metric Total: **893**

	Country	Active Users	↓
1.	United States	891	99.78%
2.	Czechia	1	0.11%
3.	Netherlands	1	0.11%



Portal Team Projects

Project	Status
System-to-System E-Filing [TPV and Viewer Vendors]	Providing technical support to TPVs and Viewer Vendors with system-to-system e-Filing and integration of the Proposed Order filing path
DIY Documents	Tenant Eviction interview in Production; Small Claims under review
Criminal Case Initiation	Working with FCTC Portal Sub-Committee to scope out the process and prepare a draft document
Release 2019.01	May 18, 2019
Release 2019.01MR	Creating Maintenance Release List
Bounce Backs	There are a large number of Portal accounts that receive multiple bounce back notifications. Working to clean up bad email addresses in the Portal
Change Advisory Board	Meets as necessary to discuss Portal enhancement requests and make recommendations to the EFAB. Next meeting set for April 9, 2019
Commitment Packets to Reception Centers	Working with the pilot counties and local sheriffs to send the Commitment Packets to the Reception Centers through the Portal