

JURY SOURCE LIST

Florida Association of Court Clerks

Results as of September 19, 2001

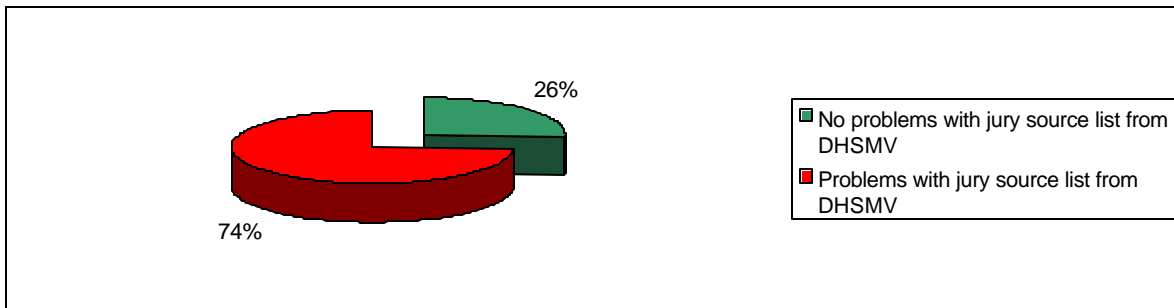
RESULTS OF THE JURY SOURCE LIST SURVEY

As of September 19, 2001, 64 of the 67 counties responded to the Jury Source List Survey. Of the 64, the responses were as follows:

1. Have you experienced problems with the jury source list provided by the DHSMV?

48 of the 64 counties (74 %) reported that they have experienced problems with the jury source list provided by the DHSMV, while only 16 counties (26 %) had no problems. The majority of the problems reported were:

- ?? Convicted felons appearing on the list
- ?? Incorrect addresses due to people not changing their address on their driver's license
- ?? Addresses out of county being pulled due to listing by zip code
- ?? Deceased persons appearing on the list
- ?? Minors appearing on the list

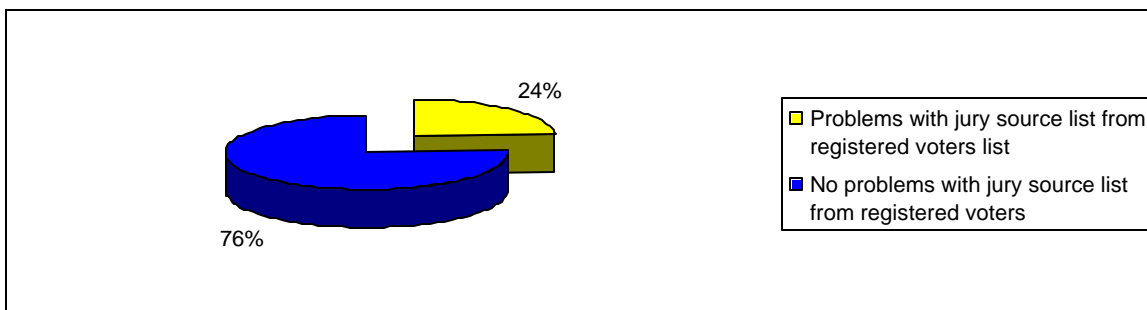


2. Prior to using the source list provided by the DHSMV, Florida law provided for prospective jurors to be drawn from a list of registered voters. Did you experience any problems with this source?

Only 15 of the 64 counties (24 %) reported that they did experience problems with the jury source list derived from the registered voters list. Some of these problems included:

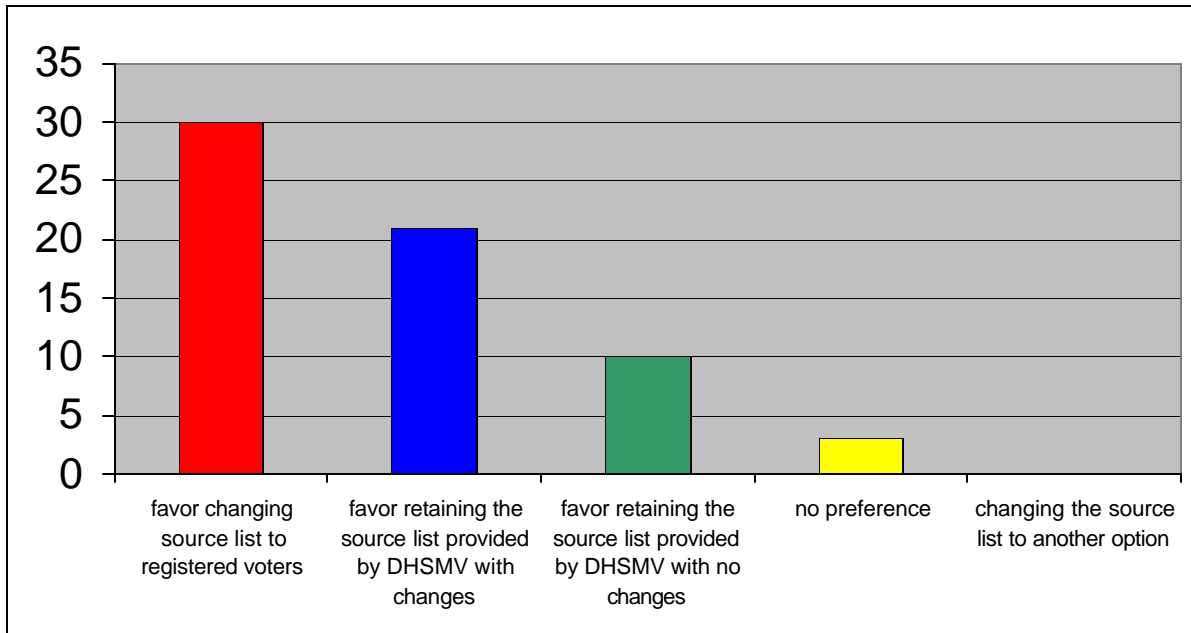
- ?? Incorrect addresses
- ?? Deceased persons
- ?? Registered voters that were registered in multiple states (snowbirds, etc.)
- ?? Not enough registered voters

The remaining 49 counties (76 %) had no problems with the registered voters list.



3.

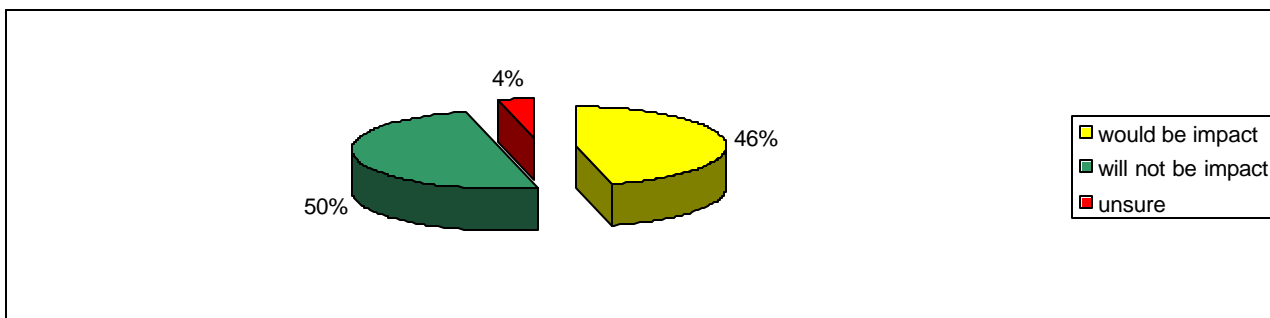
- ?? 30 counties (47 %) are in favor of changing the source list to registered voters
- ?? 21 counties (33 %) are in favor of retaining the source list provided by DHSMV with changes
- ?? 10 counties (15%) are in favor or retaining the source list provided by DHSMV with no changes
- ?? 3 counties (5 %) had no preference
- ?? No counties made any response or suggestion on changing the source list to another option



Several counties suggested that the quality of the jury pool was better with the registered voters source list. However, other counties suggested that using the DHSMV source list provides a more diverse jury pool, and a greater chance of having a jury of the defendant’s peers.

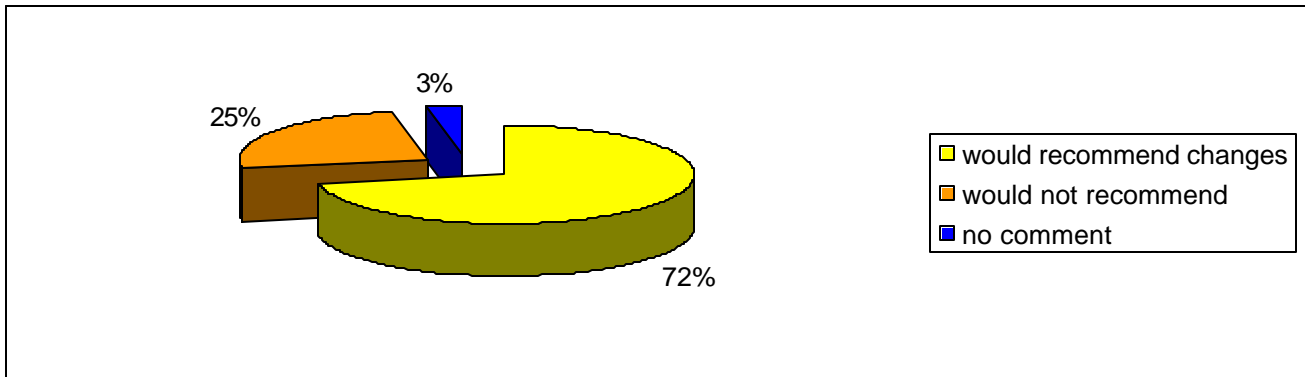
4. If the jury source list were changed back to the list of registered voters, would there be any fiscal impact for your office?

30 counties (46 %) felt that if the jury source list were changed back to the list of registered voters, there would be fiscal impact for their office, 32 counties (50 %) did not feel there would be any fiscal impact of the jury source list were changed back to the list of registered voters, while 2 counties (3%) were not sure if there would be any fiscal impact.



Of the counties that believed there would be fiscal impact, most felt that it would be minimal, and several suggested that the fiscal impact would be positive due to less costs.

5. If the jury source list continues to be that provided by DHSMV, would you recommend any changes?



46 counties (72 %) reported that if the jury source list continued to be that provided by DHSMV, they would recommend changes, compared to only 16 counties (25 %) that would not recommend changes. 2 counties (3 %) did not complete the question.

Of those that would recommend changes, the majority recommended that the list update more than once a year (twice, quarterly, or more). Several recommended making use of the county code to weed out those addresses whose zip codes are in more than one county.